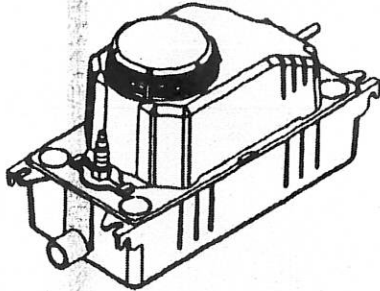


CONDENSER PUMP USER MANUAL

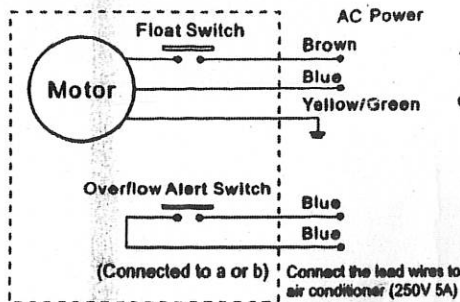
■ MODEL NO : PSB30228 PSB50228

■ SPECIFICATION

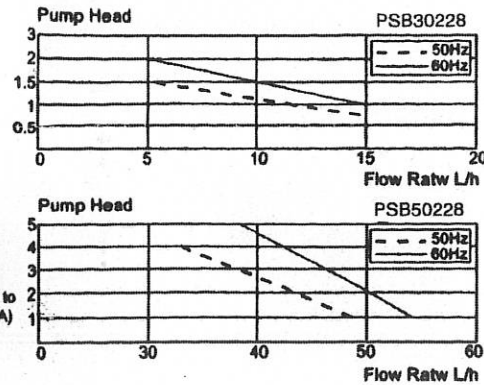


Item	Model	PSB30228	PSB50228
Rating		220V 50/60Hz	220V 50/60Hz
Max. Pump Head		3/3.5M	5/6M
Power Consumption		25/22W	58/55W
Check Valve		Concealed inside	
Inlet Up/Side		5/8" Inner size/3/4" Inner size	
Outlet		3/8" Inner size 4m/m Inner size	
Size		250*140*110	

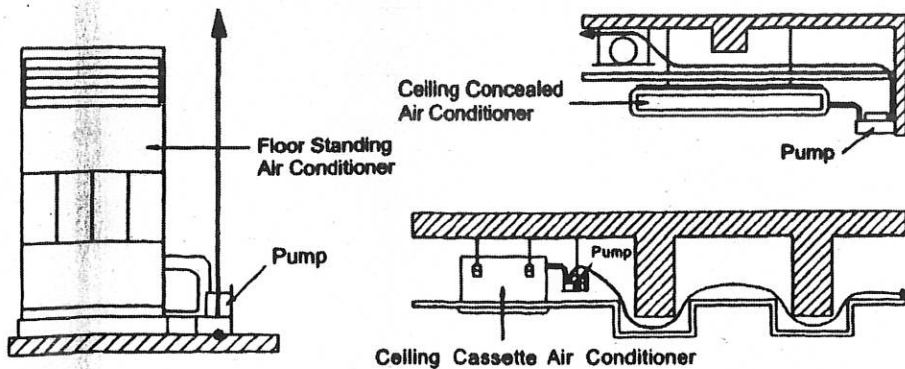
■ WIRING DIAGRAM



■ FLOW RATE CHART



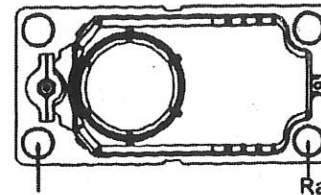
■ AIR CONDITIONER APPLICATIONS



PIPE CONNECTION

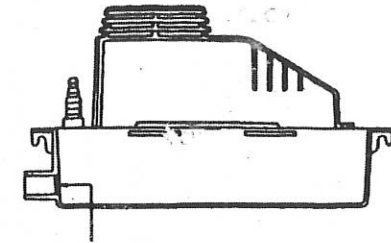
■ INLET CONNECTION

(1) From Upper Hole

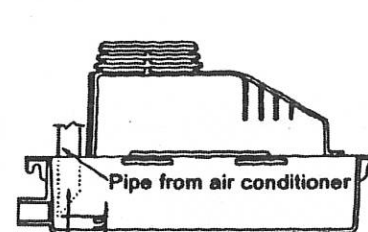


4 Upper Holes (Select one of them and break the seal with tool).

(2) From Side Pipe

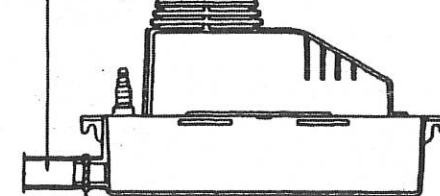


One side pipe: Break the seal inside with tool Only when choosing the inlet from the side.



Cut the end of the Pipe (45° of angle) to prevent blocking and clearance between the container is more than 10mm.

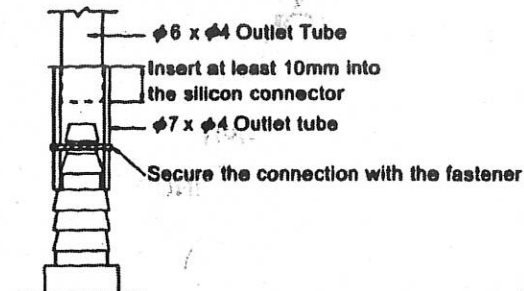
Select 3/4" of connecting Pipe



Secure the connection with the fastener

■ OUTLET CONNECTION

(1) If Choosing $\phi 6 \times \phi 4$ Hard Outlet Tube



(2) If Choosing $\phi 3/8$ " of Outlet Tube

